


211 SERIES

PRE PRINTED DESIGNER SCREENS


BEACH SCENE TWO

Elevation View



- FENCESCREEN PANELS WITH WELDED EDGE FOR REINFORCEMENT.
- 3/8" BLACK GROMMETS AT 24" ON CENTER AND TRIPLE GROMMET CORNERS ATTACH TO FENCE WITH FENCESCREEN FASTENERS OR GALVANIZED HOG RINGS.

Perspective View

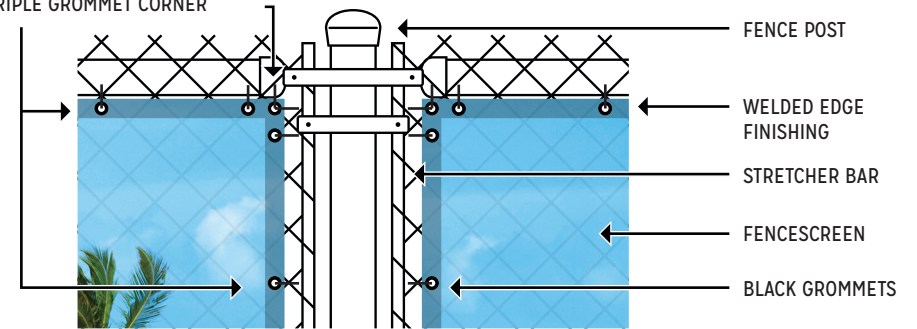


FENCESCREEN SPECIFICATIONS

PROPERTIES	TEST METHOD	RESULTS
Total Weight	ISO 2286-2:2016	325 g/m ²
Privacy Blockage		80%
Air Permeability	ISO 9237	1400 l/m ² /s
Support Fabric	ISO 2076:2013	Polyester
Lineal Density	ISO 2060	1000 x 1000 denier
Coasting	ISO 2076:2013	PVC
Tensile Strength	ISO 1421	2400 x 1500 N/5cm
Tear Strength (warp/weft)	DIN 53363	300 x 250 N
Fire Resistance	NFPA 701 - Test #2	Passed

Attachment Enlargement

ATTACHMENT POINTS EVERY 24"
TRIPLE GROMMET CORNER



Printing Properties

Printed with proprietary process
CMYK MAXFlex™ ink.

Drawings not to scale.

Detail Name:
211 Pre-Printed Beach Scene Two

Drawing Number:
FS211BS2



PHONE: 1.888.313.6313

| www.FenceScreen.com