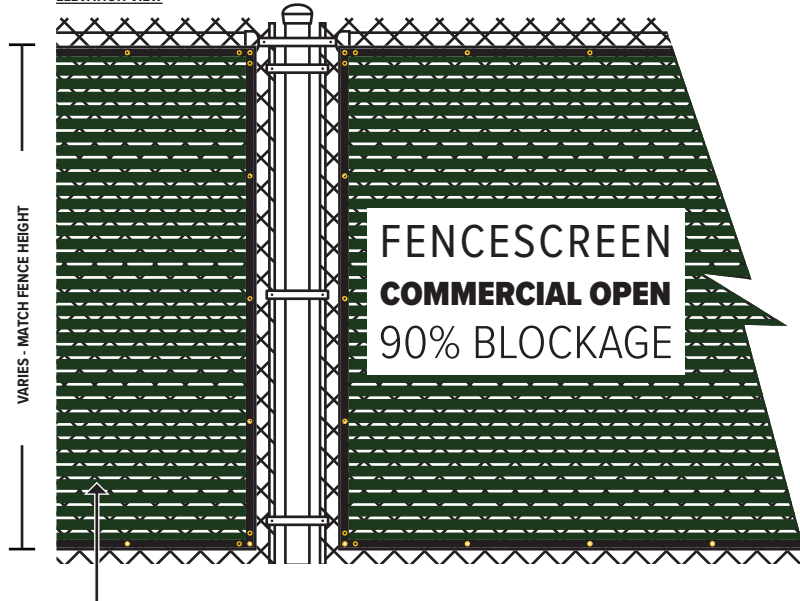


ELEVATION VIEW



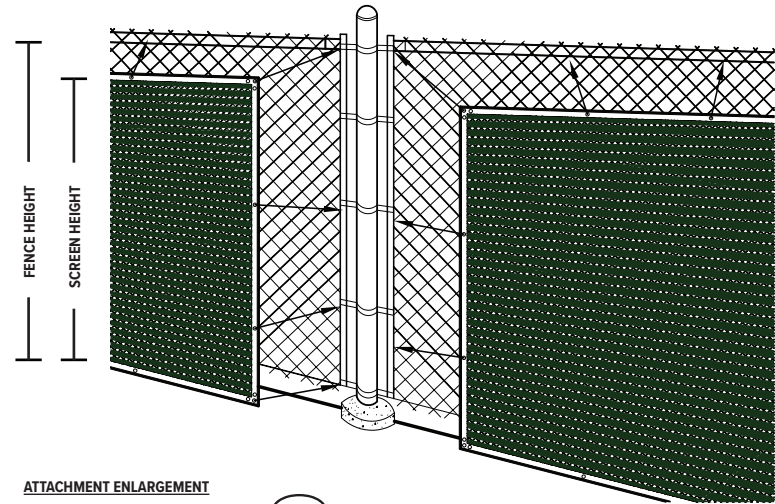
- FENCESCREEN PANELS WITH 2" POLYPROPYLENE WEBBING FOR EDGE REINFORCEMENT.
- 3/8" BRASS GROMMETS AT 24" ON CENTER ATTACH TO FENCE WITH FENCESCREEN FASTENERS OR GALVANIZED HOG RINGS.

FENCESCREEN MATERIAL SPECIFICATIONS

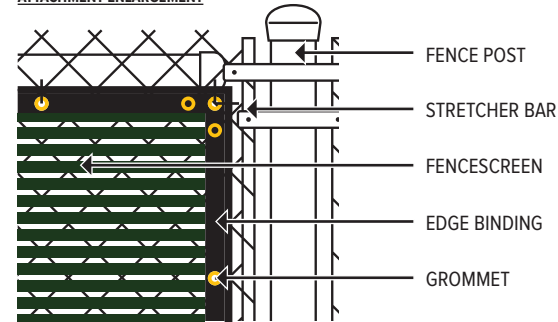
MATERIAL COMPOSITION: OPEN LENO WEAVE POLYPROPYLENE

PROPERTIES	RESULTS
Weight	300 g/m ²
Construction	30 x 16 weave lath-leno Closed Mesh
Grab Tensile Strength	400/234 lbs.
Burst Strength	469 psi
Tear	120 x 95
Shade Percentage	89%

ATTACHMENT DETAIL 3D



ATTACHMENT ENLARGEMENT



NOTE:

- INSTALL PER FENCESCREEN MANUFACTURER RECOMMENDATION
- REFER TO STRUCTURAL PLANS FOR ALL FOOTING SIZE

AVAILABLE COLORS:



**600
SERIES**

**COMMERCIAL OPEN
POLYPROPYLENE MESH**



DRAWING # **PL600 Commercial Open**

**888-313-6313
WWW.FENCESCREEN.COM**