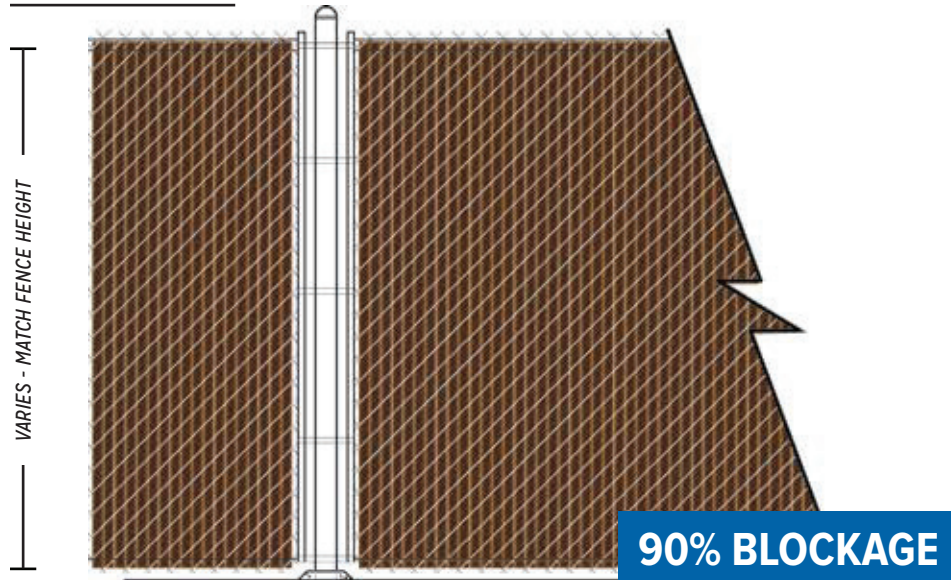


5000 SERIES

SELF LOCKING FENCE BLADE SLATS

Elevation View



SLAT PROFILE



Available Colors

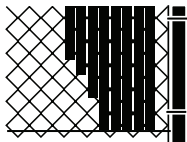
Black, Green, Tan, White, Red, Brown



Attachment Enlargement

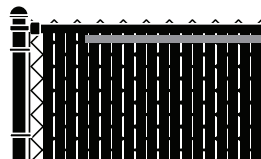
STEP 1

Insert slats vertically from top to bottom, keeping the locking holes on top.



STEP 2

Thread the flexible locking channel horizontally through the notched holes in the slats.



STEP 3

These holes are elliptical to ensure they always stay open for fast and easy threading.



FENCESCREEN SPECIFICATIONS

| PROPERTIES | RESULTS |
|--------------------------|-----------------------------------|
| Melt Index | 0.6 |
| Density | 0.957 |
| Minimum Temp. | -76° F |
| Maximum Temp. | 250° F |
| Tensile Strength | 3,700 psi |
| Slat Width | 1 ³¹ / ₃₂ " |
| Mesh Size | 2" |
| Standard Heights | 4, 5, 6, 7, 8, 10, and 12 feet |
| Wire Gauge | 8, 9, or 11 |
| Slats Per Box | 82 |
| Average Coverage Per Box | 10 linear feet |

MATERIAL CONSTRUCTION

Self Locking Privacy Blade Slats are made from extruded High Density Polyethylene (HDPE), color pigments, and UV inhibitors.

DURABILITY

HDPE fence products are resistant to: severe weather conditions, salt water, sand, road dirt, most acids, alcohol, alkaline, ammonia, petroleum distillates, and common environmental pollutants.

MAINTENANCE

Pressure cleaning of surface contaminants is quickly accomplished with plain water.

WIND LOAD DISCLAIMER

Fencescreen will not be responsible for fence damage resulting from wind load conditions due to insufficient structural support.

FEATURES

- UV stabilized to protect against the harmful rays of the sun.

Drawings not to scale.

Detail Name:
5000 Series Self Locking Privacy
Blade Slats

Drawing Number:
5000 - SELF LOCKING BLADE SLATS



PHONE: 1.888.313.6313

| www.FenceScreen.com