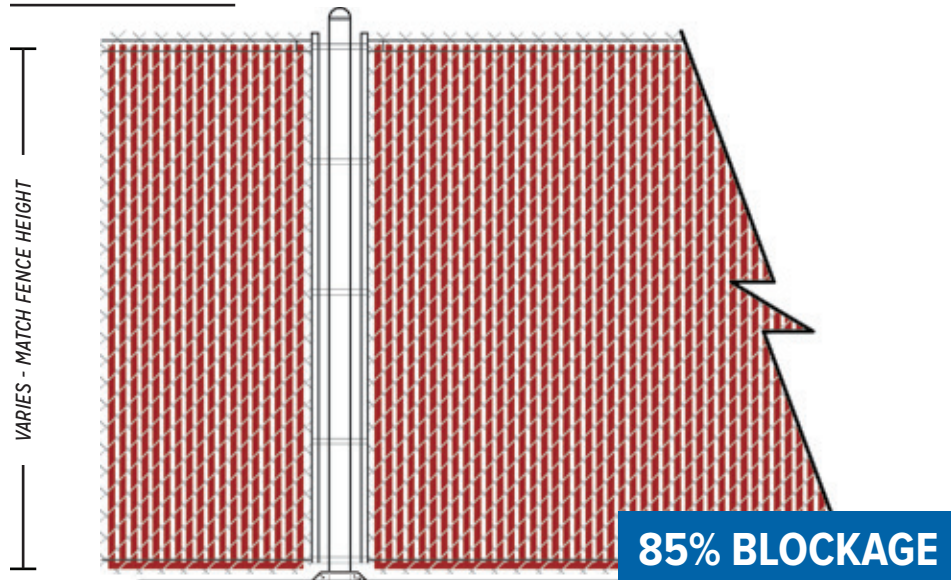


3000 SERIES

W SLATS WITH BOTTOM LOCK

Elevation View



SLAT PROFILE



Available Colors

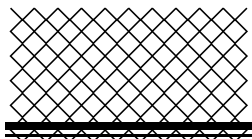
Black, Green, Tan, White, Red, Brown



Attachment Enlargement


STEP 1

Insert rail horizontally in first full diamond at bottom of fence with open side facing up.



STEP 2

Insert vertical slats with interlocking tab downward. Slat engages and interlocks with bottom rail.



STEP 3

Push the vertical slat into the horizontal channel to lock-in place.



FENCESCREEN SPECIFICATIONS

PROPERTIES	RESULTS
Melt Index	0.6
Density	0.957
Minimum Temp.	-76° F
Maximum Temp.	250° F
Tensile Strength	3,700 psi
Slat Width	1 ¹ / ₄ "
Mesh Size	2", 2 ¹ / ₄ ", or 2 ³ / ₄ "
Standard Heights	4, 5, 6, 7, 8, 10, and 12 feet
Wire Gauge	9, 11, or 11 ¹ / ₂
Slats Per Box	82
Average Coverage Per Box	10 linear feet

MATERIAL CONSTRUCTION

Fence W Slats w/ Bottom Lock are made from extruded High Density Polyethylene (HDPE), color pigments, and UV inhibitors.

DURABILITY

HDPE fence products are resistant to: severe weather conditions, salt water, sand, road dirt, most acids, alcohol, alkaline, ammonia, petroleum distillates, and common environmental pollutants.

MAINTENANCE

Pressure cleaning of surface contaminants is quickly accomplished with plain water.

WIND LOAD DISCLAIMER

Fencescreen will not be responsible for fence damage resulting from wind load conditions due to insufficient structural support.

FEATURES

- UV stabilized to protect against the harmful rays of the sun.
- Industry leading 10-year limited warranty.

Drawings not to scale.

Detail Name:
3000 Series W Slat with
Bottom Lock

Drawing Number:
3000 - W SLAT BOTTOM LOCK



PHONE: 1.888.313.6313

| www.FenceScreen.com