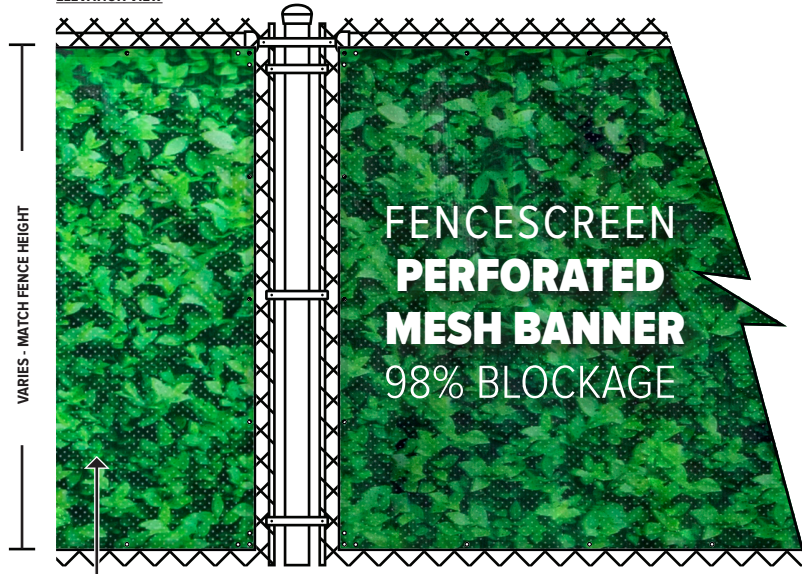
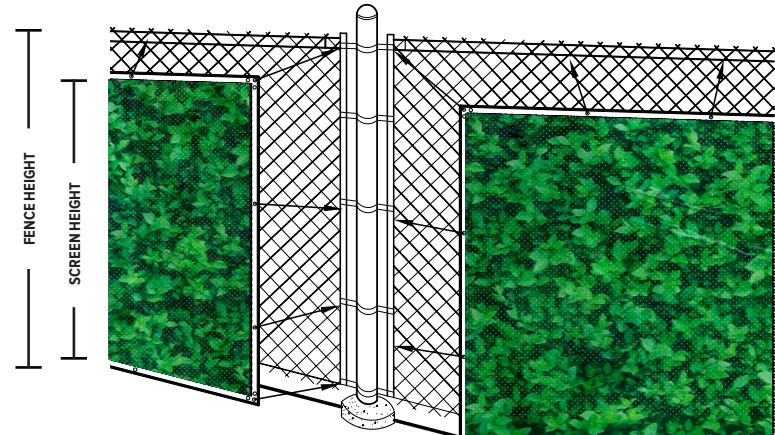


ELEVATION VIEW



- FENCESCREEN PANELS WELDED FINISH EDGES FOR REINFORCEMENT
- #2 BLACK MILITARY GRADE COATED BRASS, SPACED 24" ON ALL SIDES & TRIPLE GROMMET CORNERS
- ATTACH TO FENCE WITH FENCESCREEN FASTENERS

ATTACHMENT DETAIL 3D



NOTE:

- INSTALL PER FENCESCREEN MANUFACTURER RECOMMENDATION
- REFER TO STRUCTURAL PLANS FOR ALL FOOTING SIZE

FENCESCREEN MATERIAL SPECIFICATIONS

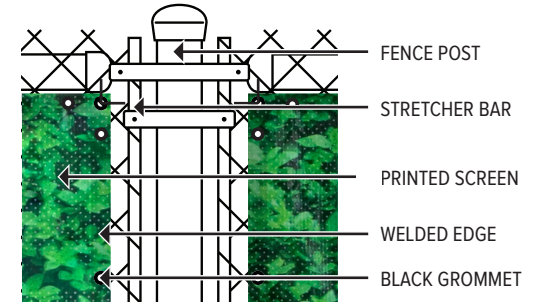
MATERIAL COMPOSITION: MAXFLEX PROPRIETARY PERFORATED PVC MESH

PROPERTIES	RESULTS
Weight	425 g/m ²
Grab Tensile	250/220 lbs.
Base Fabric	12x12 1000 Denier
Strip Tensile	200/140 lbs.
Flame Resistance	Not consumed within 2 min.
Shade Percentage	98%

DOUBLE-SIDED VIEW



ATTACHMENT ENLARGEMENT



- INSTALL PER FENCESCREEN MANUFACTURER RECOMMENDATION
- REFER TO STRUCTURAL PLANS FOR ALL FOOTING SIZE

**210
SERIES**

**DOUBLE-SIDED
LIGUSTRUM FICUS**



DRAWING #

210-LGF

888-313-6313

WWW.FENCESCREEN.COM