


ELEVATION VIEW



MATERIAL COMPOSITION: WELDED WIRE MESH PANELS

**FENCESCREEN SPECIFICATIONS**

**FENCE PANEL**

- 6' Tall x 7' Wide
- Hot Dipped Galvanized Steel
- 2" x 4" - 8 GA Welded Wire Mesh
- 0.80 Galvanized Tube Frame

**PANEL BASE**

- 2' Long x 3" Wide
- Hot Dipped Galvanized Steel
- Powder Coated Safety Orange Color
- 7" Tall Steel Panel Attachment Rods

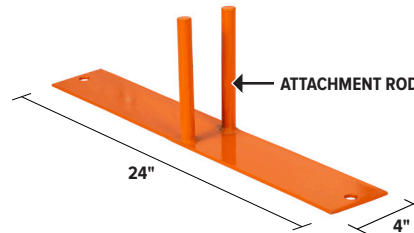
**PANEL CLAMP**

- 1 3/8" Panel Clamp
- Hot Dipped Galvanized Steel
- 1/2" Bolt and Nut Included


ATTACHMENT DETAIL 3D



PANEL BASE:



PANEL CLAMP:



1 3/8" - PANEL CLAMP (BOLT & NUT)

**9000  
SERIES**

**MOBIFENCE  
PANELS**



DRAWING # 9000-MOBIFENCE

**888-313-6313  
WWW.FENCESCREEN.COM**