



PANEL VIEW



BACKSIDE VIEW



LOCKING SYSTEM



MAT PROFILE



DETAIL VIEWS



FRONT - REALLEAF® PANEL CLOSEUP

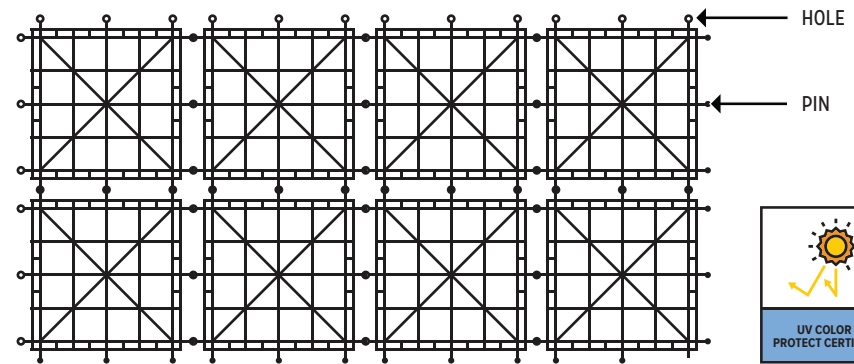
FENCESCREEN MATERIAL SPECIFICATIONS

MATERIAL COMPOSITION: LOW DENSITY POLYETHYLENE (LDPE)

PROPERTIES

RESULTS

| | |
|--------------------------|----------------|
| Density | .957 |
| Minimum Temp. | -76° F |
| Maximum Temp. | 250° F |
| Panel Size | 20" x 40" |
| Panels Per Box | 5 |
| Average Coverage Per Box | 28 square feet |
| Shade Percentage | 90% |
| Backing Thickness | 1/8" |
| Mat Thickness | 4" |



BACK - GRID BACKING SYSTEM - (1) 20" X 40" PANEL

**1200
SERIES**

NatraHedge®
ARTIFICIAL KAUAI LIVING WALL

fenceScreen

DRAWING # 1200-KAUAI-LIVINGWALL

888-313-6313
WWW.FENCESCREEN.COM